

**STEPCHILD**  
**SNOWBOARDS**  
**2012-2013**  
**BORN TO LOSE**





**2012-13 TEAM**

**JP WALKER**

**SIMON CHAMBERLAIN**

**JOE SEXTON**

**MAN-AM'S**

**E-MAN ANDERSON**

**ALEX STATHIS**

**LAYNE TREETER**

**BRANDON HOBUSH**

**TIMMY RONAN**



"AT STEPCHILD WE AREN'T TRYING TO SELL YOU SOME CRAZY STORY WITH ROLLER COASTER CAMBER AND SAW BLADE SIDEWALLS. WE ARE JUST TRYING TO SELL YOU A QUALITY SNOWBOARD. WE WOULD LIKE TO THINK THAT PRICE ISN'T THE END ALL BE ALL OF A SNOWBOARD, BUT SADLY THE ONLY THING THAT SEEMS TO MATTER THESE DAYS IS PRICE AND GRAPHICS. WE DON'T BELIEVE IN MAKING CREEP, SHITTY BOARDS WITH FLASHY GRAPHICS THAT ARE MEANT TO ONLY LAST 10 DAYS. TAKE AWAY ALL OF THE MARKETING, TEAM RIDERS, HYPE, VIDEOS, WEBSISODES AND BIASED PRODUCT REVIEWS THEN WHAT YOU ARE LEFT WITH IS A STRONG, WELL BUILT, QUALITY SNOWBOARD THAT IS EASY AND FUN TO RIDE. THANKS TO JOE, SIMON, JP, E-MAN AND THE REST OF THE MAN-AM'S FOR KEEPING US HONEST WITH OUR BOARDS."

- SEAN JOHNSON



**BIGGER HEARTS  
THAN BRAINS**

2012/2013 STEPCHILD SNOWBOARDS



# STEPCHILD PERFORMANCE ENHANCING FEATURES



## SNAG FREE BASES

are hardened in the press by a temperature control system that cooks the base harder as it sandwiches the board. The base material comes out of the press much harder then when it went in (which is usually the opposite in the bedroom). Snag Free bases have die cuts or joints in the base material which is usually how the board will snag.



## ARMADILLO PLATE

A diamond shaped fiberglass re-enforcement layer that is placed over the inserts. this comes on every stepchild board we press.



## R.E.T.T.

### ROUND EDGE TAPERED TUNING

"The board comes from the factory with the option of pre-dulled edges between the bindings that gradually gets sharper as it reaches the nose and tail. Basicly you can put the bindings on it and dive into your local double kink without any hesitation. its sick" - JP



## ROCKER

The board is pressed to resemble the bottom of a rocking chair. The rocker gives the board an easy riding feel as it is "pre flexed" going into turns. It works well for parks, jibs, and amazingly well in powder. We have bracketed the rocker to each board size. This ensures that every size of every rocker board, will have great pop as well as the easy ride rocker provides. The low profile ramping on the tip and tail help to eliminate vibration and chatter.



## DIRECTIONAL TWIN

The sidecut, flex pattern and stance are all twin. the difference with a D-twin is that the nose is slightly longer from the contact point forward. This little bit of extra nose (approx 10mm) helps to keep the board above the snow in powder. In slush or hardpack snow conditions this board rides exactly like a twin.



## PARK FORMULA SIDEWALLS

are made of a material known as philan which is lighter and harder then rubber but provides very similar impact absorbtion. It is much like the material used in a skateboard bushing. The park formula sidewall is meant to take a serious beat down.



## TROJAN RUBBER 2.0

Exclusively on the JibStick and JibSlim. 2 rubber strips are inserted in the boards sidewall. The main purpose of this is to act as a shock absorber.



## CARBON STRINGERS

The carbon stringers are added to the core of the board. This gives it a bit more pop and helps maintain the flex and life of the board.



## KEVLAR

Kevlar is a lightweight material known for its strength. The kevlar will also help you get more days riding with a lively and consistent flex because nobody likes to rise a dead board.



## BAMBOO

Bamboo is lightweight, resilient, and when used in the wood core of a snowboard it makes the board have a longer flex life as well as more pop. It makes a board much stronger without making it stiffer.



## ZERO CAMBER

The board is flat with no rocker and no camber. great for all types of riding conditions from rails to powder.



## TWIN


The board is a true twin with a centered stance and sidecut. The tip and tail are identical.



# 5 LEVELS OF CORE CONSTRUCTION

## **ARMORCORE (HIGH DURABLE CONSTRUCTION)**

ABS/Poplar wood core with glue injection. The ArmorCore is a process that injects glue through integrated channels in the core at the same time that the board is pressed.



## **KICKER I CORE**

Poplar Wood Core. Tip-to-tail fully computerized milled and profiled poplar core gives a smooth consistent flex distribution pattern.




## **KICKER II CORE**

Poplar Wood Core with Beech Rails. Tip-to-tail fully computerized milled and profiled poplar core gives a smooth consistent flex pattern. The denser Beech wood re enforced rails give the board stable edge control and a poppy flex.



## **KICKER III CORE**

Poplar Wood Core with Beech Rails and Beech Insert Strips. Tip-to-tail fully computerized milled and profiled poplar core gives a smooth consistent flex pattern. The denser Beech wood re enforced rails give the board stable edge control and a poppy flex. The insert strips are for compression strength where the corners of the bindings normally crush the wood core. We use 4 strips of high-density beech to increase the strength in this critical zone.



## **BAMBOO KICKER CORE**

Poplar wood core with beech power rails and tip to tail bamboo insert strips. The denser Beech wood rails give the board stable edge control and a poppy flex. The bamboo insert strips are for compression strength where the corners of the bindings normally crush the wood core. The 4 strips of bamboo are to increase the strength in this zone and running tip to tail give the board an overall better pop and longer lasting flex pattern.



## **CAMBER**

The traditional power and performance camber offers is the reason it has been the main form of snowboard construction since day 1. Tried and true, cambers lively feel and snap will power through big landings, drops, chunder, pillows, and just about anything you can throw at it.

## **ROCKER**

The board is pressed to resemble the bottom of a rocking chair. The rocker gives the board an easy riding feel as it is "pre flexed" going into turns. It works well for parks, jibs, and amazingly well in powder. We have bracketed the rocker to each board size. This ensures that every size of every rocker board, will have great pop as well as the easy ride rocker provides. The low profile ramping on the tip and tail help to eliminate vibration and chatter.

## **ZERO CAMBER**

The board is flat with no rocker and no camber. great for all types of riding conditions from rails to powder.





GUEST ARTIST

# BRIAN ROMERO

Being a permanent feature of the Baker Boys crew his art has really pushed Deathwish into the spotlight. Brian linked up with StepChild and put his signature touch on the new Sleazy Rider and Park Rat.

C A M B E R





# PARK RAT

## GETTING KIDS HOOKED ON SHRED

The Groms board has had a makeover. With guest artist Brian Romero providing the art the **Park Rat** is designed for the smaller riders out there. The **Armor Core** construction gives the board strength without sacrificing the weight, flex and durability of the board. The mellow sidecut of this board is ideal for the smaller rider who is looking to progress in not just the park, but the entire mountain.

**ARMOR CORE**  
**CAMBER**  
**DIRECTIONAL TWIN**  
**SNAG FREE 4400 BASE**  
**16 INSERTS**



SIZE	WAIST WIDTH	SIDECUT RADIUS	EFFECTIVE EDGE	WEIGHT RANGE
121cm	219mm	5.5m	910mm	65 - 80 lbs.
129cm	224mm	5.9m	980mm	70 - 85 lbs.
132cm	226mm	6.1m	1000mm	75 - 100 lbs.
136cm	232mm	6.4m	1040mm	80 - 110 lbs.
140cm	239mm	6.7m	1080mm	90 - 115 lbs.
144cm	242mm	7.1m	1130mm	95 - 125 lbs.



"REMOVING THE METAL EDGES  
OPENS UP MORE JIB POSSIBILITIES  
AND BRINGS THE BOARD PRICE  
DOWN TOO. NOW MY HOMIES CAN  
CHIP IN FOR GAS AND BEER..."

- ALEX STATHIS

# ZERO CAMBER



148, 152

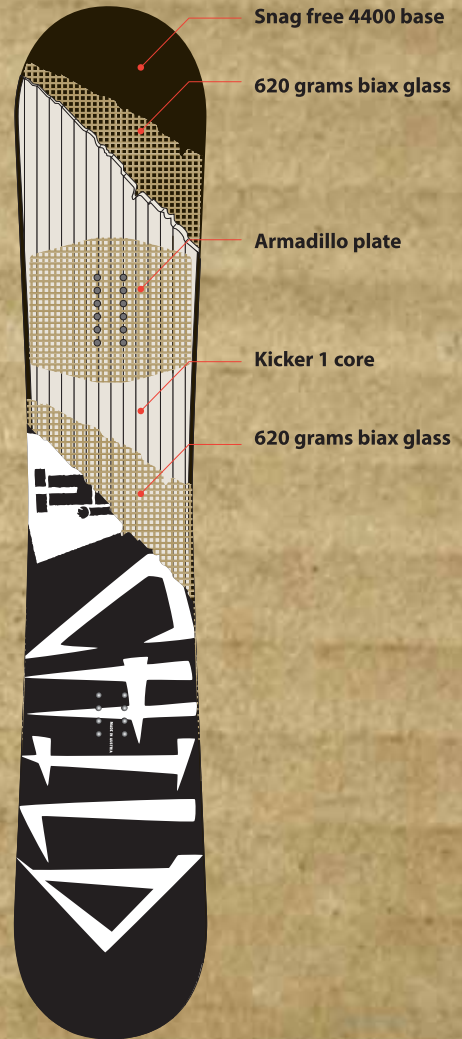
148, 152



# STREET RECESSION

This board was built to be destroyed. Unlike most jib specific boards, the street recession has **no metal edges**. This opens up more terrain like wood and aluminum rails where steel edges will catch and rag you down the stairs. With a tip to tail wood core construction this board can take the beating its given. Keep your mountain board fresh and let the Street Recession take the beating from the streets. The Street Recession is **zero camber** and has a snag free base stone ground base.


**KICKER 1 CORE  
ZERO CAMBER  
BIAX GLASS  
EDGELESS  
TWIN  
SNAG FREE 4400 BASE  
16 INSERTS**



SIZE	WAIST WIDTH	SIDECUT RADIUS	EFFECTIVE EDGE	WEIGHT RANGE
148cm	243mm	7.3m	1150mm	115 - 165 lbs.
152cm	247mm	7.37m	1176mm	125 - 185 lbs.

LIMITED WARRANTY - SEE WEBSITE FOR MORE DETAILS





156cm



**"If the right person has this board strapped to their feet, it will grant them invisibility and eternal life."  
(may cause extreme laziness)**

**- E-MAN**



153cm



148cm



144cm



**ZERO**  

---

**CAMBER**

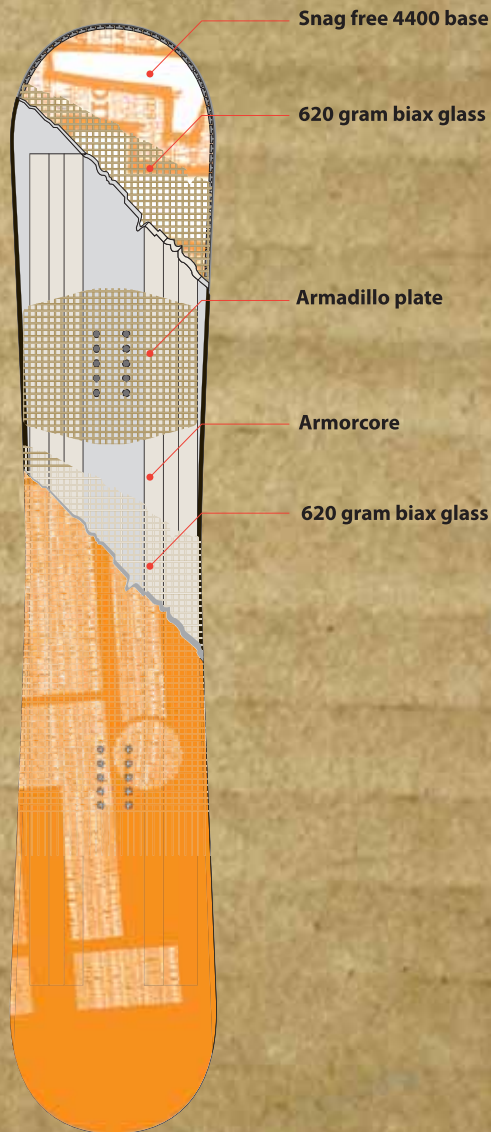




# THE DIRTBAG

If you opted out on the summer job and decided to skate and booze instead then this is the deck for you. Its new **Zero Camber** profile will give you the benefits of Reverse camber but keeps the control of a regular camber. The **Armor Core** construction gives the board strength while keeping the flex and performance. It's the deck we wanted when we were the broke stoners on the hill snaking the lift lines. Girls dig the stench.

**ARMORCORE  
ZERO CAMBER  
BIAX GLASS  
TWIN  
SNAG FREE 4400 BASE  
20 INSERTS**



SIZE	WAIST WIDTH	SIDECUT RADIUS	EFFECTIVE EDGE	WEIGHT RANGE
144cm	242mm	7.1m	1130mm	80 - 130 lbs.
148cm	246mm	7.3m	1150mm	90 - 140 lbs.
153cm	250mm	7.7m	1200mm	115 - 165 lbs.
156cm	253mm	7.9m	1230mm	120 - 185 lbs.





CAUSE IT'S FRIDAY;  
YOU AIN'T GOT NO  
JOB...AND YOU AIN'T  
GOT SHIT TO DO



156cm



153cm



148cm



144cm





# LATCHKEY

The Latchkey is our lightweight full tip to tail Kicker 1 wood core rail rooster. Its sandwich construction will keep this board burning way past any other and its shaved down nose and tail will give you full jib control in the park and in the streets. Its snag free base will help prevent catching and hangups on boxes, rails, skiers, etc.... and the Armadillo plates will prevent insert blowouts. Just like the trustworthy kutcorners this thing will keep going till its end, it is the Dirtballs choice.

**KICKER 1 CORE  
REVERSE CAMBER  
BIAX GLASS  
TWIN  
SNAG FREE 4400 BASE  
20 INSERTS**



SIZE	WAIST WIDTH	SIDECUT RADIUS	EFFECTIVE EDGE	WEIGHT RANGE
144cm	242mm	7.4m	1120mm	90 - 140 lbs.
148cm	245mm	7.6m	1140mm	100 - 150 lbs.
153cm	249mm	8.0m	1180mm	110 - 165 lbs.
156cm	251mm	8.2m	1200mm	120 - 180 lbs.





"UM, BEST FLEX, BEST GRAPHIC AND ITS THE PERFECT THICKNESS SO ITS EASY TO PRESS BUT HAS SOME STIFFNESS TO IT SO ITS AMAZING FOR EVERYTHING."

- ALEX STATHIS



158cm



155cm

152cm

**CAMBER**  
OR  
**ROCKER**

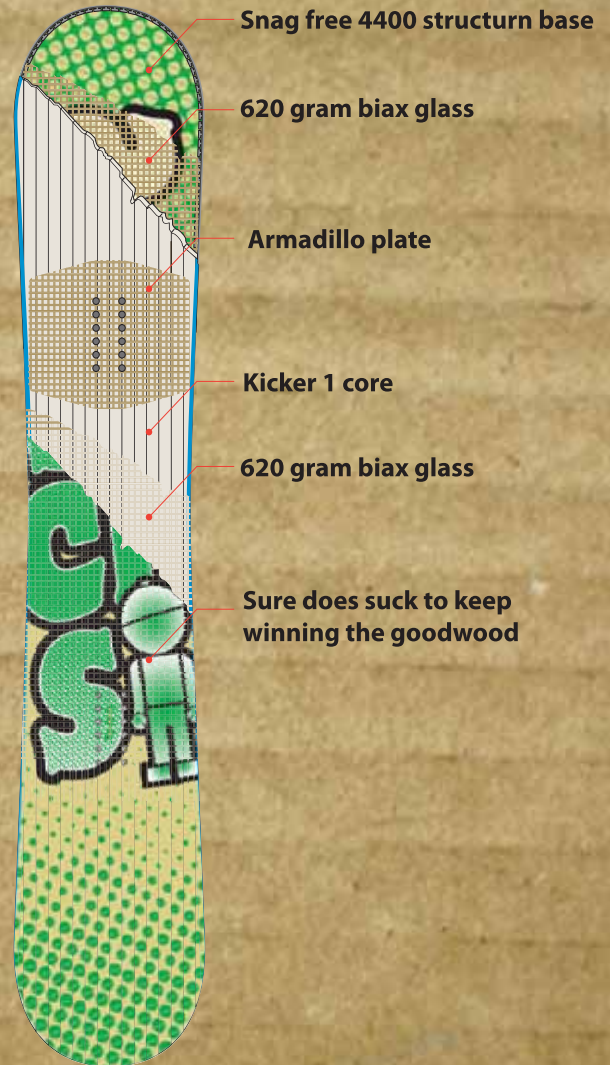


**FLEX-0-METER**  
1 2 3 4 5 6 7 8 9 10  
SOFTER ← → STIFFER



# POWDER SUCKS

The **Sucks** has been our most popular board in the line since its introduction 6 years ago, and has won the **TRANSWORLD Good Wood** multiple times for best overall snowboard in its category. Its versatile **Kicker 1 core** gives the board great flex and its versatile **true Twin** shape gives this board a great ride. With a new upgrade to a **Triax fiberglass** construction, the pop and flex will stay like new for much longer. The **Armadillo** plate binding reinforcement will help prevent insert blow outs without kinking the flex of the board. This is a great all around board that can be taken from the top of the mountain to the bottom of the park, we must of fucked up on the name as it definitely doesn't suck.




**KICKER 1 CORE  
CAMBER OR ROCKER  
TRIAx GLASS**

**NEW SNAG FREE 4400  
STRUCTURN BASE  
24 INSERTS**

SIZE	WAIST WIDTH	SIDECUT RADIUS	EFFECTIVE EDGE	WEIGHT RANGE
143cm	248mm	8.0m	1140mm	80 - 120 lbs.
146cm	246mm	7.2m	1186mm	85 - 130 lbs.
149cm	245mm	7.4m	1160mm	90 - 140 lbs.
152cm	249mm	7.7m	1186mm	115 - 165 lbs.
155cm	250mm	7.9m	1190mm	120 - 170 lbs.
158cm	251mm	7.8m	1215mm	130 - 185 lbs.





GUEST ARTIST

*Krista Huot*

kristahuot.com

"I made sure to let the dudes at Stepchild know I was PMSing too... just cause i felt like it was the only project where i could share that kind of shit with the client."

- Krista

**ZERO  
CAMBER**

**←D-T→**



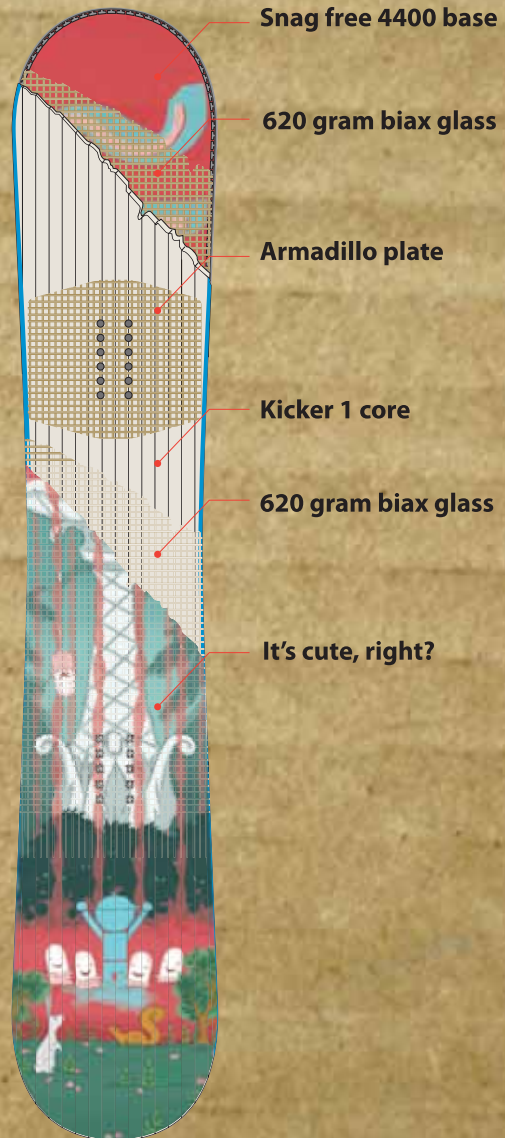


# PMS

## BEST BOARD PERIOD

The **PMS** is like a breath of fresh air to that time of the month. We can't guarantee that it will control your rage or flow while on the hill but the **directional twin** shape combined with our **kicker 1 core** gives the board a more comfortable feel. With our **zero camber** profile, this deck has the advantages of reverse without losing the control of a regular camber deck. This board won't neutralize your unwanted odors but you will feel good riding it. Giving you guaranteed security, every time. Feel secure. **PMS**.

**KICKER 1 CORE**  
**ZERO CAMBER**  
**BIAX GLASS**  
**DIRECTIONAL TWIN**  
**SNAG FREE 4400 BASE**  
**20 INSERTS**



SIZE	WAIST WIDTH	SIDECUT RADIUS	EFFECTIVE EDGE	WEIGHT RANGE
146cm	238mm	8.0m	1126mm	85 - 125 lbs.
149cm	239mm	8.1m	1126mm	100 - 140 lbs.
152cm	241mm	8.3m	1150mm	115 - 155 lbs.



**"THE SLEAZY RIDER IS A GOOD, SOLID ALL AROUND  
CAMBER BOARD...GOTTA LOVE THAT CAMBER."  
E-MAN**



**GUEST ARTIST**

**BRIAN ROMERO**

**BRIANROMERO.COM**

Brian Romero has been crushing the illustration scene for a fair while. Being a permanent feature of the Baker Boys crew his art has really pushed Deathwish into the spotlight. Brian linked up with StepChild and put his signature touch on the new Sleazy Rider and Park Rat.

**BAMBOO**

**← D-T →**

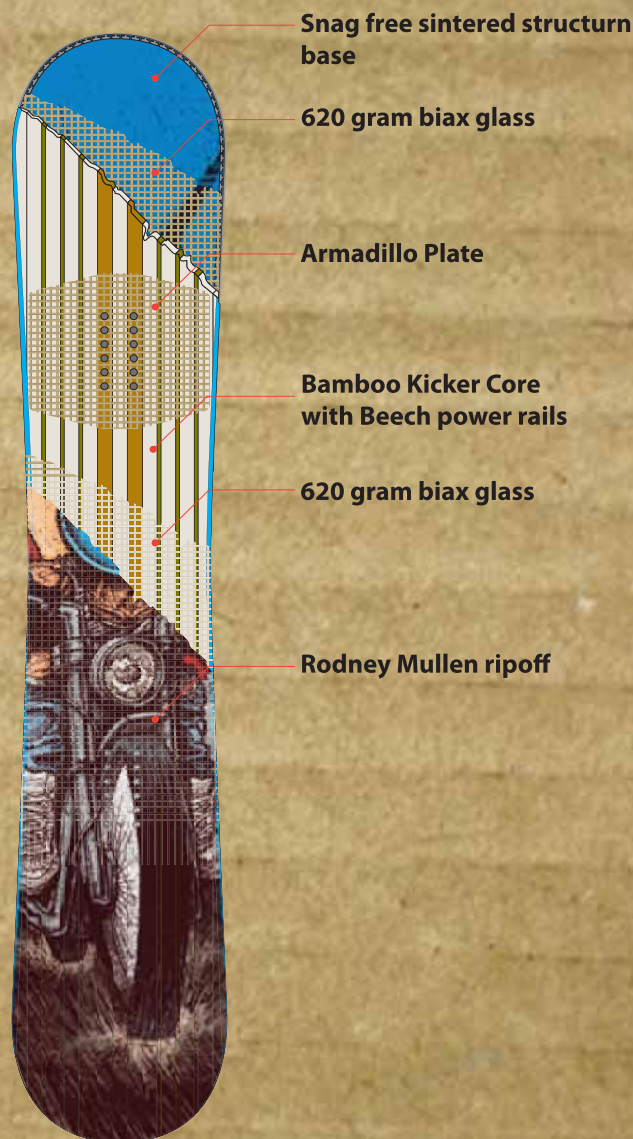




# SLEAZY RIDER

Amazing boobs on an amazing ride. The Sleazy is our all terrain ride. The **Directional Twin** handles great in the powder with a slightly longer nose to avoid nose-diving. The twin side cut and centered stance allows the board to ride exactly like a twin board on the hard pack when tearing the park or the streets. The **bamboo** core gives the board a smooth, snappy pop and a longer lasting flex pattern. Dirty old E-man loves the regular camber profile with the speedy **structurn** base for the Whistler Backcountry. The **Snag Free** base does wonders for him on the Calgary rails too. If you enjoy top to bottom powder runs in the morning then hitting the park in the afternoon then this board is for you, and just like a dirty white-trash girl, its fun to ride.

**BAMBOO CORE  
CAMBER  
BIAX GLASS  
DIRECTIONAL TWIN  
SNAG FREE SINTERED  
STRUCTURN BASE  
24 INSERTS**



SIZE	WAIST WIDTH	SIDECUT RADIUS	EFFECTIVE EDGE	WEIGHT RANGE
152cm	246mm	7.0m	1160mm	115 - 165 lbs.
156cm	251mm	7.7m	1190mm	120 - 170 lbs.
158cm	252mm	7.8m	1205mm	130 - 180 lbs.
162cm	254mm	8.0m	1230mm	145 - 195 lbs.





YOU KNOW  
WHAT THEY  
SAY ABOUT  
BIG FEET

**ROCKER**





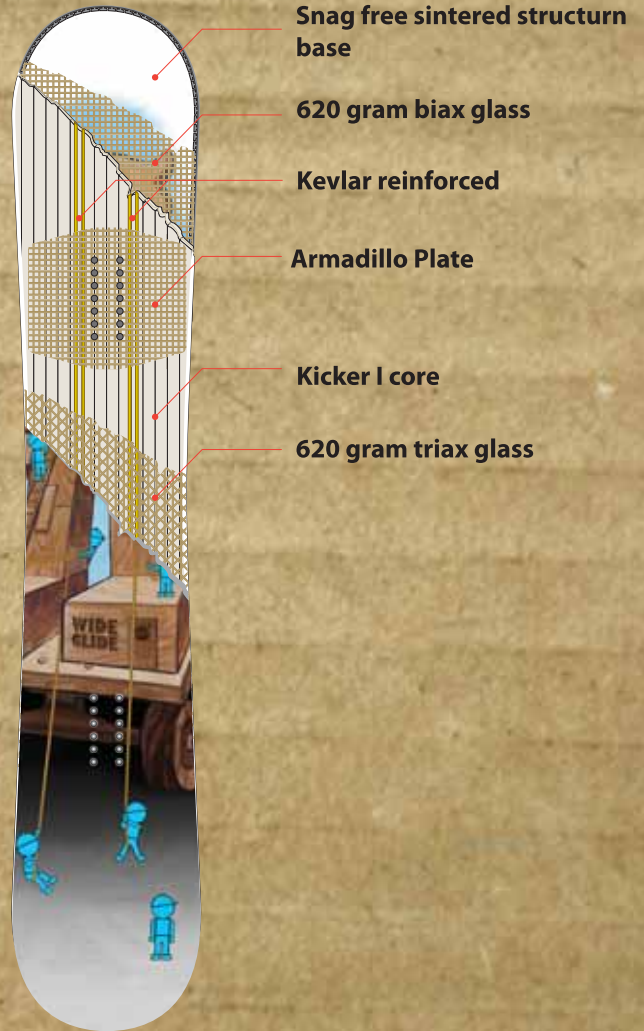
**NEW**

# WIDE GLIDE

## DESIGNED FOR BIGGER FEET

The Wide Glide has **reverse camber** and is specifically designed for riders with bigger feet that are tired of getting shit on. The Wide Glide comes with a **Kevlar re enforced Kicker 1 core** layered with **triaxial fiberglass**. The **True Twin** wide shape makes it a perfect all around freestyle board that eliminates that goofy toe drag. The board is available in waist widths ranging from **261-265mm** and will easily accommodate a large boot. The board includes the **armadillo** plate binding re enforcement and a **snag free structurn base**. The Wide Glide also has **24 binding inserts** for ample stance options. Stepchild has put together a wide series dedicated to the big pricks out there. Magnum condom not included with purchase.

**KICKER 1 CORE  
REVERSE CAMBER  
KEVLAR REINFORCED  
TRIAX GLASS  
TWIN  
SNAG FREE 4400  
STRUCTURN BASE  
24 INSERTS**



SIZE	WAIST WIDTH	SIDECUT RADIUS	EFFECTIVE EDGE	WEIGHT RANGE
153cm	261mm	7.5m	1160mm	125 - 175 lbs
156cm	263mm	7.8m	1186mm	135 - 185 lbs
159cm	265mm	8.1m	1210mm	145 - 205 lbs



TRANSWORLD SNOWBOARDING  
**2011**  
GOOD WOOD

GRADE  
**EH**  
BOARD AWARDS



"This board is one of my favorite boards to ride in the line. It's a rocker with really good pop."

- Simon Chamberlain

GUEST ARTIST  
**ANDREW POMMIER**  
ANDREWPOMMIER.COM

Back from last years boobs and ski mask inspired Sleazy rider graphic, this season we let Pommier sink his teeth into the Jibstick, Jibslim and Sexton boards.

**ROCKER**

**R.E.T.T.**  
ROUND EDGE TAPERED TUNING

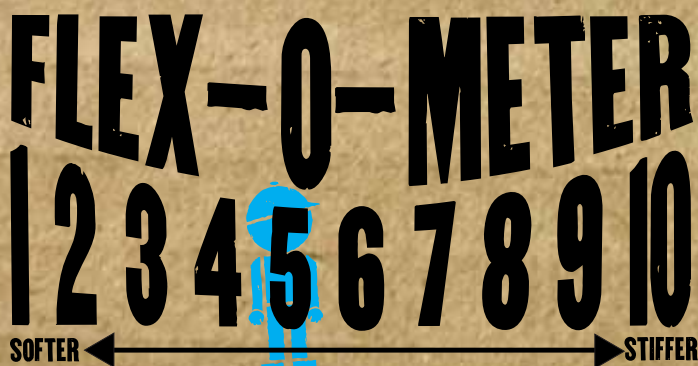
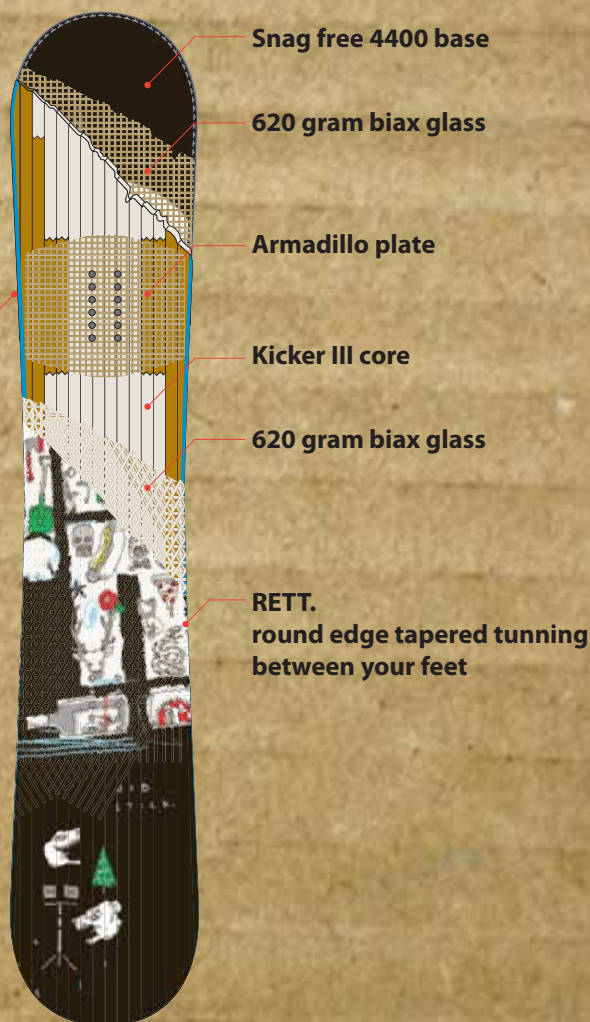





# JIBSTICK

The **Jib Stick** is our fully loaded premium jib package. We have loaded every feature possible into this board without sacrificing price or weight. The **true twin** shape, low profile ramping and **reverse camber** makes this a very fun and easy board to ride. **Trojan 2.0 rubber** strips are embedded into the sidewall and act as impact absorption for those heavier landings. With the **RETT** edges you can just mount your bindings and dive into your local double kink without having to steal your dad's file. The **Kicker III** core and **Quadrax** fiberglass construction gives the deck a smooth and poppy flex pattern. The **Snag Free** base will prevent catching and hangups on boxes, rails and skiers. Regardless of your skill level, the **Jib Stick** will help you take that first step into the park, or push your confidence into the streets.

**KICKER III CORE**  
**REVERSE CAMBER**  
**ROUND EDGE TAPERED TUNING**  
**TROJAN RUBBER SIDEWALLS**  
**QUADRAX GLASS**  
**TWIN**  
**SNAG FREE 4400 BASE**  
**24 INSERTS**



SIZE	WAIST WIDTH	SIDECUT RADIUS	EFFECTIVE EDGE	WEIGHT RANGE
143cm	248mm	8.0m	1140mm	90 - 150 lbs.
148cm	251mm	8.3m	1170mm	100 - 165 lbs.
153cm	254mm	8.6m	1190mm	120 - 190 lbs.
156cm	256mm	8.9m	1210mm	130 - 200 lbs.



TRANSWORLD SNOWBOARDING  
**2011**  
GOOD WOOD

GRADE  
**EH**  
BOARD AWARD



# GUEST ARTIST **ANDREW POMMIER** ANDREWPOMMIER.COM

Back from last years boobs and ski mask inspired Sleazy rider graphic, this season we let Pommier sink his teeth into the Jibstick, Jibslim and Sexton boards.

## ROCKER

## RETT

ROUND EDGE TAPERED TUNING





# JIBSLIM

The **Jib Slim** is our fully loaded premium jib package with a **narrower** waist. We have loaded every feature possible into this board without sacrificing price or weight. The **true twin** shape, low profile ramping and **reverse camber** makes this a very fun and easy board to ride. **Trojan 2.0 rubber** strips are embedded into the sidewall and act as impact absorption for those heavier landings. With the **RETT** edges you can just mount your bindings and dive into your local double kink without having to steal your dads file. The **Kicker 1** core and **Quadrax** fiberglass construction gives the deck a smooth and poppy flex pattern. The **Snag Free** base will prevent catching and hangups on boxes, rails and skiers. Regardless of your skill level, the **Jib Slim** will help you take that first step into the park, or push your confidence into the streets.



**KICKER 1 CORE  
REVERSE CAMBER  
ROUND EDGE TAPERED TUNING  
TROJAN RUBBER SIDEWALLS  
QUADRAX GLASS  
TWIN  
SNAG FREE 4400 BASE  
24 INSERTS**



- Smooth, soft -belt-base finish
- 620 gram biax glass
- Armadillo plate
- Kicker 1 core
- 620 gram biax glass
- RETT. round edge tapered tuning between your feet



SIZE	WAIST WIDTH	SIDECUT RADIUS	EFFECTIVE EDGE	WEIGHT RANGE
146cm	238mm	8.0m	1126mm	100 - 160 lbs.
149cm	239mm	8.1m	1126mm	110 - 170 lbs.
152cm	241mm	8.3m	1150mm	120 - 180 lbs.





RIDE TILL DEATH



WE  
RIDE  
MOTORCYCLES  
AND GOT  
WEREWOLVES  
AND  
SNAKES  
AND  
SKULLS  
AND  
SHIT

MEGADESTROYER.COM

BAMBOO

ROCKER





# FTW

## MEGADESTROYER EDITION

Fuck The World. The FTW is our strongest, and lightest high end freestyle snowboard with a full **Bamboo** core. The **Bamboo** gives this board extra pop and provides a longer lasting flex pattern. Its top of the line **sintered** base will get you anywhere quick and its diecut base pops off the snow. The versatile **twin** shape and **Rocker** camber lets you take this board wherever the fuck you want to go. We crewed up with our buddies over at **Megadestroyer** to give this board its unique style. The FTW is a high end freestyle machine that will slay any terrain it comes up against.

**BAMBOO CORE  
REVERSE CAMBER  
QUADRAX GLASS  
TWIN  
SNAG FREE  
SINTERED STRUCTURN BASE  
28 INSERTS**



SIZE	WAIST WIDTH	SIDECUT RADIUS	EFFECTIVE EDGE	WEIGHT RANGE
151cm	246mm	7.0m	1160mm	110 - 160 lbs.
154cm	251mm	7.7m	1190mm	120 - 170 lbs.
157cm	252mm	7.8m	1205mm	130 - 180 lbs.
161cm	254mm	8.0m	1230mm	145 - 200 lbs.



# JOE SEXTON PRO MODEL



[ O ] JP WALKER





*Joe Sexton*  
☺

"I have always been psyched on Andrew Pommier and his art, my favorite thing is how he puts animal features on humans, i always thought that was cool. I wanted to do something MN vibe cause i love MN, so gave andrew my basic idea and we went from there, i think it turned out insane!! the board construction and shape is the same as my past boards. the board is super fun to ride and when you look down you get stoked on a down home graphic!!"

- Joe Sexton





**GUEST ARTIST  
ANDREW  
POMMIER**  
ANDREWPOMMIER.COM

Back from last years boobs and ski mask inspired Sleazy rider graphic, this season we let Pommier sink his teeth into the Jibstick, Jibslim and Sexton boards.

**ROCKER**

**NEW**  
**PARK FORMULA**




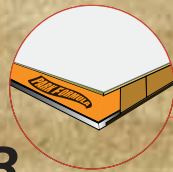


# JOE SEXTON

Joe is everyone's favorite dirt. For Joe's 3rd pro model his tip to tail wood core profile has had our park formula technology added to the sidewalls. The Armadillo plates under your bindings will keep your inserts from blowing out on those hard presses and high impact landings. The limited Reverse camber makes this a fun, soft and easy to ride park shred without getting any wash out. The Joe Sexton model is one dirty board for one dirty kid.

**NEW**

**KICKER I CORE  
REVERSE CAMBER  
PARK FORMULA SIDEWALLS  
BIAX GLASS  
TWIN  
SNAG FREE 4400 BASE  
24 INSERTS**



Snag free 4400 base

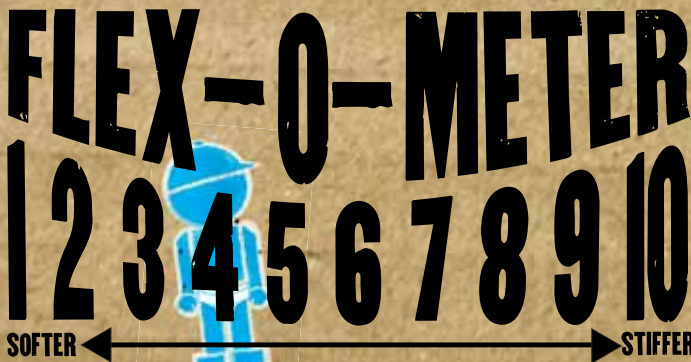
620 gram biax glass

Armadillo plate

Kicker 1 core

620 gram biax glass

is chiguy really dead?



SIZE	WAIST WIDTH	SIDECUT RADIUS	EFFECTIVE EDGE	WEIGHT RANGE
147cm	246mm	7.2m	1186mm	115 - 165 lbs.
150cm	247.5mm	7.4m	1200mm	120 - 175 lbs.
153cm	249mm	7.6m	1215mm	130 - 185 lbs.
156cm	250mm	7.9m	1190mm	140 - 190 lbs.





"My inspiration this year for my board was the Chamberlain family crest. I added a few Canadian things in there for my OG roots. It's actually a pretty trendy graphic if your a biker, because it looks like you can put it on the back of your leather jacket. I don't ride a motorcycle but it seems like every cool guy does these days. It's got some hits of previous board graphics in there too. The construction is the same as last year and it works good for any sort of riding you want."

- Simon Chamberlain





# ***SIMON CHAMBERLAIN PRO MODEL***







GUEST ARTIST

## TIM LINKLATER

We can't really say Tim is a guest, Tim has worked on many graphics for Stepchild over the years, and we hope he continues to. Check the artist section in blunter to see which boards he has worked on over the years.

[TIMLINKLATER.COM](http://TIMLINKLATER.COM)

**BOEKER**

**PARK FORMULA**


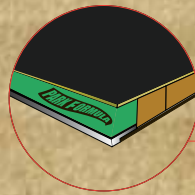




# SIMON CHAMBERLAIN

All new sizes, **TWIN** shape with **ROCKER** and a poppy **kicker III** core flex. This pro model is 8 years in the making and comes with the new impact absorption **park formula** sidewalls and a **snag free** base. The **Armadillo plate** binding reinforcement helps to prevent insert blowouts. The new **Simon Pro Model** also comes with a whopping **28 inserts** to pretty much mount any stance you like. This board will get you into some steezy Simon presses in the park and also throw a good pow roost.

**KICKER III CORE**  
**REVERSE CAMBER**  
**PARK FORMULA SIDEWALLS**  
**TRIAX GLASS**  
**TWIN**  
**SNAG FREE 4400**  
**STRUCTURN BASE**  
**28 INSERTS**



Snag Free Structurn base

620 gram biax glass

Armadillo plate

Kicker III core

620 gram triax glass

Enough inserts for whatever wagon your jumping on.




SIZE	WAIST WIDTH	SIDECUT RADIUS	EFFECTIVE EDGE	WEIGHT RANGE
148cm	247mm	7.3m	1150mm	90 - 140 lbs.
152cm	249mm	7.6m	1190mm	115 - 165 lbs.
155cm	251mm	7.9m	1210mm	120 - 170 lbs.
157cm	253mm	8.2m	1230mm	125 - 180 lbs.





“What can i say about this new board. Its a beast! This shape has been fine tuned since i started riding for stepchild 5 years ago with the latest adjustment being the zero camber feature. It just works good on all types of terrain. When I’m in the streets its forgiving enough to do presses on kinks but not so loose that i couldn’t do a large 50-50 that drops off 15 feet or slap a lipslide onto a high speed gap out rail. I ride this same board in the back-country and it makes powder riding even easier than before but still holds when i point it into a large step-down or any other high speed features. I stuck with the rasta vibe again to piss of the haters and because it looks dope. relax its just colors.”

- JP Walker



[ o ] JP self portrait



# JP WALKER PRO MODEL



JP WALKER ONTOP OF SOME WEIRD HAT[ O ] ANDY WRIGHT





GUEST ARTIST

## TIM LINKLATER

We can't really say Tim is a guest, Tim has worked on many graphics for Stepchild over the years, and we hope he continues to. Check the artist section in blunter to see which boards he has worked on over the years.

[TIMLINKLATER.COM](http://TIMLINKLATER.COM)

**ZERO**  

---

**CAMBER**

**PARK FORMULA**

**KEVLAR**

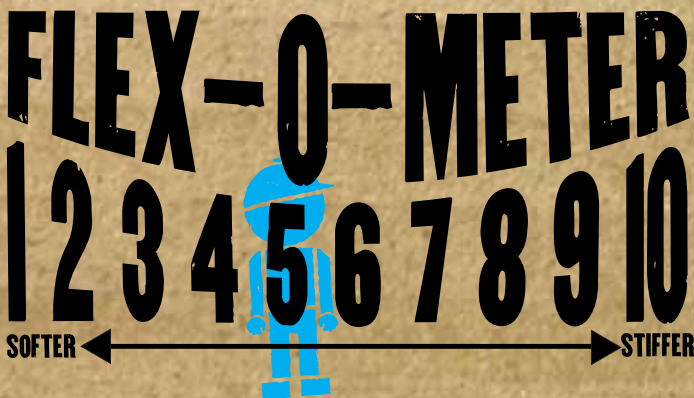
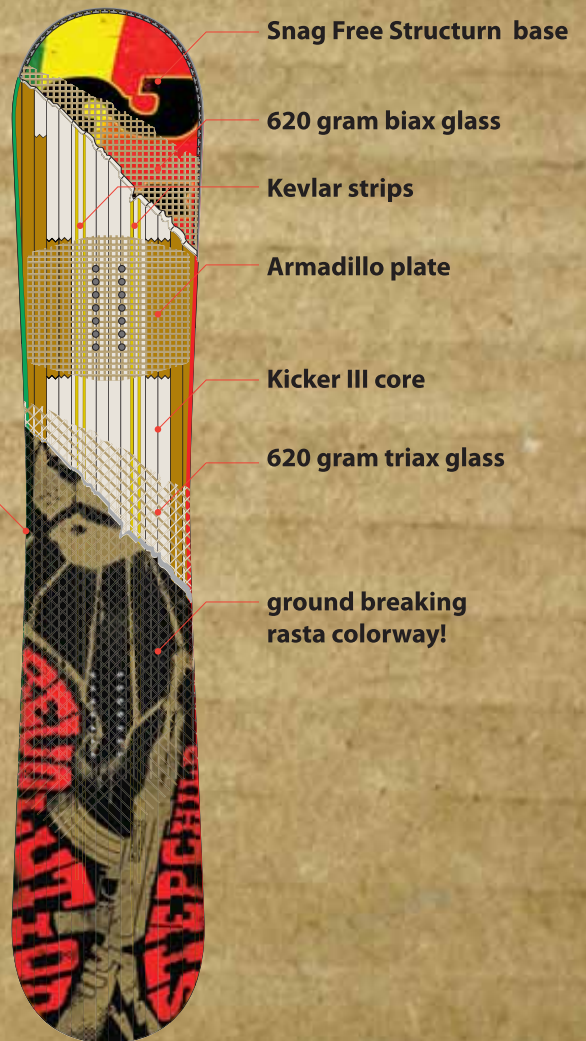
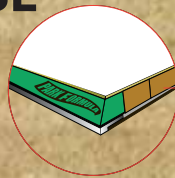




# JP WALKER

JP's newest **TWIN** pro model has updated impact absorbing **park formula** sidewalls and a **snag free** base. This board comes with **ZERO CAMBER** and a **kicker III** core that is reinforced with **KEVLAR** strips for a stable flex pattern that will last. The **Armadillo plate** binding reinforcement will keep the inserts in check against blowouts. With a whopping **28 inserts** in this board you should be able to mount any stance you like. Like JP, this board can destroy anything from park to street rails and powder.

**KICKER III CORE**  
**ZERO CAMBER**  
**PARK FORMULA SIDEWALLS**  
**KEVLAR REINFORCED**  
**TRIAX GLASS**  
**TWIN**  
**SNAG FREE 4400**  
**STRUCTURN BASE**  
**28 INSERTS**



SIZE	WAIST WIDTH	SIDECUT RADIUS	EFFECTIVE EDGE	WEIGHT RANGE
147cm	244mm	7.2m	1150mm	80 - 130 lbs.
151cm	247mm	7.55m	1170mm	110 - 160 lbs.
154cm	250mm	7.9m	1190mm	120 - 175 lbs.
157m	252mm	8.25m	1205mm	130 - 185 lbs.



# SOFTGOODS



**LIVING SHRED t-shirt**  
black or white S-XLT



**SHOPPING t-shirt**  
black or white S-XLT



**FTW t-shirt**  
black or white S-XLT  
front and back screen



**JIBSTICK t-shirt**  
grey S-XL  
black S-XLT



**LATCHKEY t-shirt**  
black S-XLT  
white S-XLT  
powder blue S-XL  
grey S-XL



**RECESSION t-shirt**  
black S-XLT  
white S-XLT  
grey S-XL  
purple S-XL



**SLEAZY RIDER t-shirt**  
black or white S-XLT



**BORN TO LOSE t-shirt**  
black or white S-XLT



**HOME BREW t-shirt**  
sand S-XL  
black S-XLT

All t-shirts are 9oz 100% Ringspun cotton





**SLIM JIM t-shirt**  
grey S-XL  
black S-XLT



**SKI MASK t-shirt**  
black or white S-XLT



**TEAM DIRTBAG t-shirt**  
black S-XLT



**ICON t-shirt**  
black S-XLT  
white S-XLT  
grey S-XL  
sand S-XL



**THIS IS A KNIFE t-shirt**  
black S-XLT  
athletic heather S-XLT



**THE SCRAPPER t-shirt**  
black S-XLT  
athletic heather S-XLT  
red S-XL



**EXPLICIT t-shirt**  
black S-XLT



**THE BOWERY raglan**  
white/black S-XXL



**THE SCRAPPER raglan**  
white/red S-XXL  
grey/black S-XXL



# SOFTGOODS



**THE BOWERY** tank top  
white S-XXL



**THIS IS A KNIFE** tank top  
white S-XXL  
black S-XXL



**THE BOWERY** hoody  
gun metal heather S-XXL  
7oz cotton blend fleece



**LATCHKEY** hoody  
gun metal heather S-XXL  
black S-XXL  
dark teal S-XXL  
7oz cotton blend fleece



**RECESSION** hoody  
gun metal heather S-XXL  
black S-XXL  
purple S-XXL  
7oz cotton blend fleece





**EXPLICIT** hoody  
black S-XXL  
7oz cotton blend fleece



**FTW zip hoody**  
black S-XXL  
17.5oz heavy cotton blend fleece  
thumb holes and media pocket



**SCRAPPER** zip hoody  
black S-XXL  
red S-XXL  
gun metal heather S-XXL  
7oz cotton blend fleece



**HOME BREW** zip hoody  
black S-XXL  
gun metal heather S-XXL  
7oz cotton blend fleece



# SOFTGOODS



**TEAM DIRTBAG crew sweatshirt**  
black S-XXL  
8.5oz cotton blend fleece



**SKI MASK crew sweatshirt**  
heather black S-XL  
cotton/poly ECO fleece



**THIS IS A KNIFE crew sweatshirt**  
heather grey S-XL  
cotton/poly ECO fleece



**SCRAPPER crew sweatshirt**  
heather grey/black S-XL  
cotton/poly ECO fleece



**HOME BREW sherpa lined flannel**  
blue/black S-XXL  
red/black S-XXL  
100% cotton/100% poly sherpa  
patch application on back/front pocket patch



**TEAM FLANNEL shirt**  
red/black S-XXL  
blue/black S-XXL  
green/black S-XXL  
100% cotton





**BEER AND KNIVES hat**  
black/white  
adjustable mesh back



**SCRAPPER hat**  
black/white  
red/white  
adjustable mesh back



**LOS DIRTBAGS hat**  
black/grey  
adjustable flexfit



**SKI MASK hat**  
black/white



**RECESSION beanie**  
black/green/red/grey  
100% acrylic knit



**SKI MASK beanie**  
black/green/red/grey  
100% acrylic knit



**CLASSIC beanie**  
black/navy/grey/brown  
100% hypoallergenic acrylic knit



**EXPLICIT CONTENT beanie**  
black  
100% acrylic knit

**EXPLICIT CONTENT  
STEPCHILD  
SNOWBOARDS**